

EMM

Humidity sensitive air inlet



Humidity sensitive system: modulates the airflow according to the local relative humidity.



Acoustic attenuation up to 37 db with accessories.

Directional airflow: adaptable to the windows/ceiling configuration.



Optional closing device.



Slim profile (27 mm) for easy installation on windows.



Easy to maintain: no adjustment, simple yearly dusting.



Slim, robust design

The EMM air inlet concentrates all of Aereco's experience in the manufacture of humidity controlled ventilation products.

The slim and robust design of the EMM humidity sensitive air inlet, available in two airflow models and three different colours, has contributed to its success in many countries. With its acoustic canopy, the EMM air inlet achieves an acoustic attenuation of 37 dB.


It is very easy to install: the base is attached to the window, then the air inlet is clipped to it.

Suited to all configurations (1, 2)

The directional base of the EMM air inlet makes it possible to install it with its air stream directed according to the position of the window relative to the ceiling or to an horizontal obstacle (in the pictures below: 1, vertical; 2, oblique) to ensure maximum comfort for the occupants.

A closing device against cold weather and strong winds (3)

A manual closing device available as an option or on a specific version allows manual locking of the air inlet at minimum aperture to prevent air from entering. This option is useful in countries where winter temperatures may be very low.





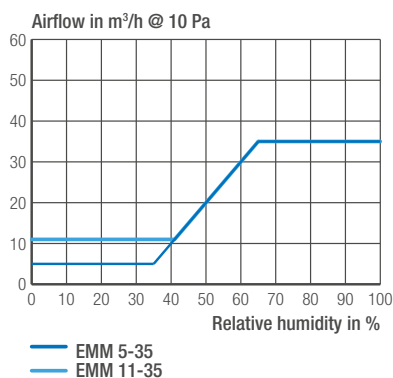
EMM Window air inlet

	EMM 5-35	EMM 11-35	EMF 22	EMF 35
Standard code	EMM705	EMM751	EMF158	EMF713
Airflow characteristics				
Humidity sensitive	■	■	-	-
Closing device	□ (EMM716)	-	-	□ (EMF963)
Airflow (min.-max.) @ 10 Pa	m³/h 5-35	11-35	22	35
Max. opening area	mm² 4 000	4 000	2 500	4 000
Acoustics				
Dn,e,w (C ; Ctr) Acoustic attenuation @ max. opening, air inlet*	dB 34 (0 ; 0)	34 (0 ; 0)	-	34 (0 ; 0)
Dn,e,w (C ; Ctr) Acoustic attenuation @ max. opening, with A-EMM	dB 37 (0 ; 0)	37 (0 ; 0)	-	37 (0 ; 0)
Accessories				
Flat canopy	AP	AP	AP	AP
Acoustic canopy	A-EMM	A-EMM	A-EMM	A-EMM
Standard canopy	AS	AS	AS	AS
Airflow controller canopy	AC	AC	AC	AC
Characteristics				
Weight	g 170	170	147	147
Colours	white/brown/oak			
Material (main)	PS	PS	PS	PS
Installation				
Slot	mm	2 x (172 x 12); (270 x 14); (290 x 12)		
Window installation	■	■	■	■
Rolling shutter casing installation	■	■	■	■
Destination room	bedroom / living room			

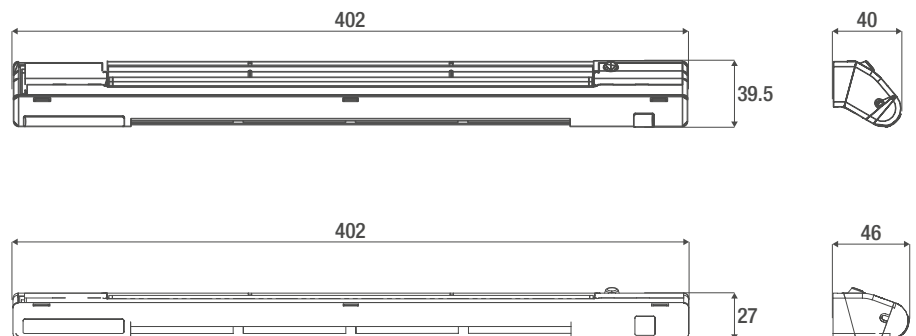
*with non-acoustic canopies (AC, ASAM AP)

■ standard | □ optional

Airflow characteristics



Dimensions in mm



FLY591GB_V2